



Metro Transit Facts

THROUGH DEC. 31, 2014



metrotransit.org/facts
612-373-3333

[f /MetroTransitMN](#)
[@MetroTransitMN](#)

Brian Lamb, General Manager

09-01-01-15

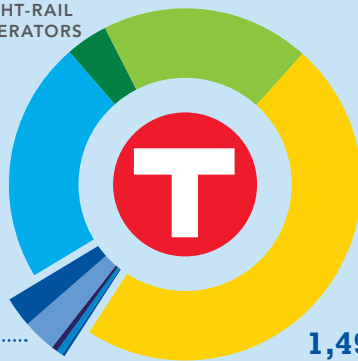
OUR PEOPLE

3,134
TOTAL EMPLOYEES

597
MECHANICS, CLEANERS &
OTHER BUS/RAIL POSITIONS

126
LIGHT-RAIL
OPERATORS

693
CLERICAL/
ADMIN.
STAFF



Transit Police:

keeping customers,
employees and
facilities safe



- 92** FULL-TIME OFFICERS
- 99** PART-TIME OFFICERS
- 12** COMM. SERV. OFFICERS
- 13** ADMIN. STAFF
- 5** ASSET PROTECTION STAFF

COMMUNICATING WITH CUSTOMERS



87.6 million
REAL-TIME DEPARTURES REQUESTED
VIA NEXTRIP (METROTRANSIT.ORG/NEXTRIP)



7.5 million
TRIPS PLANNED AT METROTRANSIT.ORG



1.2 million
TRIPS PLANNED BY PHONE (612-373-3333)



27,868
FACEBOOK LIKES



14,901
TWITTER FOLLOWERS



METRO Green Line

Less than four years after heavy construction began, the METRO Green Line opened for revenue service on June 14, 2014. There were more than 107,000 rides taken during the Green Line's opening weekend.

9.8
MILES OF
NEW TRACK

\$2.8 billion
IN DEVELOPMENT

18
STATIONS WITH
PUBLIC ART

5,500
CONSTRUCTION
JOBS

177
OPERATIONS AND
MAINTENANCE JOBS

6.5 million
TOTAL RIDES

285,000
JOBS WITHIN A
HALF-MILE



CUSTOMER RELATIONS

Customer Advocates gave
448 HOW TO RIDE
PRESENTATIONS



Customer Relations representatives
managed more than
84,660 CUSTOMER
CONTACTS



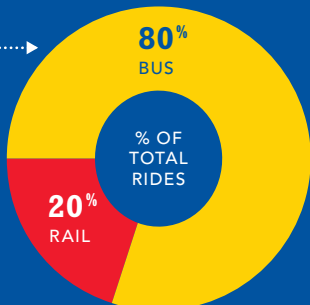
**LOST &
FOUND**

22,710 **4,812**
ITEMS PROCESSED ITEMS RETURNED

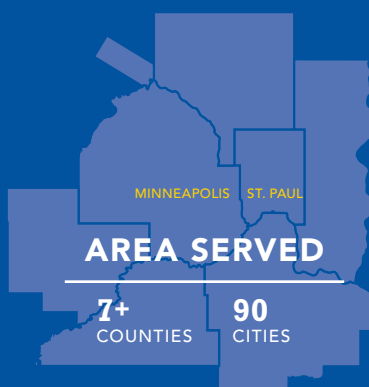
84.5 million RIDES

67.8 million
RIDES

16.7 million
RIDES




907 SQ. MILES




132 ROUTES

58
URBAN LOCAL



64*
EXPRESS



7
SUBURBAN LOCAL



2
LIGHT RAIL



1
COMMUTER RAIL



* Includes Maple Grove Transit routes operated by Metro Transit



BUS



547
40-FOOT DIESEL BUSES



132
HYBRID-ELECTRIC BUSES



57
COACH BUSES



169
60-FOOT ARTICULATED BUSES



28
TRANSIT CENTERS



67
PARK & RIDE LOTS/RAMPS



300+
MILES OF BUS-ONLY SHOULDER



12,263
BUS STOPS



89.9%
BUS ON-TIME PERFORMANCE (DEC.)



2,343,866
TOTAL VEHICLE HOURS OF SERVICE

855
BUS SHELTERS



15,093
PARK & RIDE SPACES (BUS-ONLY)



7,549
AVG. VEHICLE MILES BETWEEN SERVICE CALL

224,208
AVG. BUS WEEKDAY BOARDINGS



METRO BLUE LINE AND GREEN LINE



27
BOMBARDIER LIGHT-RAIL VEHICLES



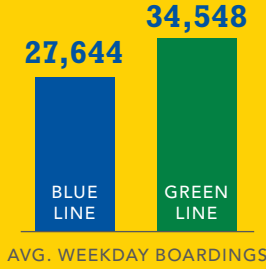
59
SIEMENS LIGHT-RAIL VEHICLES



5
SHARED STATIONS

14
BLUE LINE STATIONS

18
GREEN LINE STATIONS



94.4%
BLUE LINE ON-TIME PERFORMANCE (DEC.)

85%
GREEN LINE ON-TIME PERFORMANCE (DEC.)

2,619
BLUE LINE PARK & RIDE SPACES

35,428
AVG. VEHICLE MILES BETWEEN SERVICE CALL



NORTHSTAR COMMUTER RAIL



6
COMMUTER RAIL LOCOMOTIVES

18
COMMUTER RAIL CARS



7
STATIONS

2,539
AVG. WEEKDAY BOARDINGS

95.5%
COMMUTER RAIL ON-TIME PERFORMANCE (DEC.)

3,132
PARK & RIDE SPACES

24,311
AVG. VEHICLE MILES BETWEEN VEHICLE FAILURE



RIDESHARE

37,688
RIDESHARE ACCOUNTS

550
AVERAGE VANPOOL USERS

7,047
AVERAGE MONTHLY CARPOOL PARKING PERMIT HOLDERS

69
ACTIVE VANPOOLS

9,547
GUARANTEED RIDE HOME REGISTRANTS

1,551,190
TOTAL VANPOOL MILES



BIKE

200
BIKE LOCKERS

ALL BUSES AND TRAINS HAVE BIKE RACKS.



FARE INCENTIVE PROGRAMS FOR SCHOOLS & EMPLOYERS



288 PARTICIPATING EMPLOYERS
47,032 METROPASSES IN USE
12 million RIDES



29,916 U-PASSES IN USE
4.7 million RIDES



42 PARTICIPATING COLLEGES
15,968 COLLEGE PASSES IN USE
2.8 million RIDES



48 PARTICIPATING HIGH SCHOOLS
25,364 STUDENT PASSES IN USE
3.5 million RIDES

OPERATING REVENUE & EXPENSES

